




S700

Surface Mounted Rack & Pinion door closer. EN 2-4 power adjustable by spring

Performance

- EN 2-4 adjustable power (1100mm maximum door width).
- CE marked (DOP-SHL-DC-57).
- Certifire approved up to FD120 on timber doors. 
- Tested to BS EN 1154 - Fig.1

4	8	4	2	1	1	3
---	---	---	---	---	---	---

- Fig.61

3	8	4	2	1	1	3
---	---	---	---	---	---	---

Specifications

- Rack and Pinion mechanism.
- Extruded body.
- Various finishes with matching slide track, arm and cover.
- Adjustable closing speed and independent latch action.
- Adjustable mechanical backcheck.

Models

S700 - Door pull side / Transom push side / Transom pull side mounting.

Add suffix **.SR** for semi radius cover version.

Add suffix **.MEC** for slide plate option.


Finishes

SSN • SES • PSC • RAL • BRO


(Page 48-51 for further details).

Dimensions

Closer with semi-radius (.SR)



Closer with slide plate (.MEC)



Features

Pull side door / Push side transom mounting.	✓
Pull side transom mounting.	✓
Closing power EN size.	2-4
Adjustable backcheck, closing speed and latch action.	✓
Optional mechanical hold open device (not for fire doors).	S700.HOD
Warranty.	10 years



2. RACK & PINION CLOSERS

S700 in SES finish